


## *The Sacred Heart*

*Ascension Reiki- 10th Degree  
Right Relationship/Right Home*



## The Sacred Heart of Melchizedek

*Malchi-Tzedek (Malchi-Mother, Tzedek-Father)- Melchizedek*

The Symbol of The Sacred Heart of Melchizedek is composed of Two Triangles with the Spark of the Divine in the center. Heaven's Triangle points down to Earth. Earth's Triangle points to heaven. The two triangles meet and the Divine Spark lights in their center.

The Sacred Heart of the Divine is the Sacred Heart within all Beings, all Creatures great and small and all Creation. This Heart of Hearts is the Heart of our Heavenly Home....

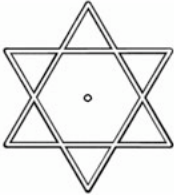

## Melchizedek

*This Melchizedek was king of Shalom and priest of God Most High.... met Abraham.... and blessed him, and Abraham gave him a tenth of everything. First, his name means King of Righteousness"; then also, "King of Shalom" means "King of Peace." Without father or mother, without genealogy, without beginning of days or end of life, like the Son of God he remains a priest forever. (Bible-Hebrews ch. 1-3)*

*Then Melchizedek king of Salem brought out bread and wine; he was the priest of God Most High. And he blessed him and said: "Blessed be Abram of God Most High, Possessor of heaven and earth; And blessed be God Most High....(Genesis 14:18-20)*

*Christ did not glorify Himself to become High Priest, but it was He who said to Him: "You are My Son, Today I have begotten You." As He also says in another place: "You are a priest forever According to the order of Melchizedek"; (Hebrews 5:5-6)*


*For this Melchizedek, king of Shalom (Salem), priest of the Most High God, who met Abraham... and blessed him, to whom also Abraham gave a tenth part of all, first being translated "King of Righteousness," and then also King of Shalom (Salem), meaning "King of Peace," 3 without father, without mother, without genealogy, having neither beginning of days nor end of life, but made like the Son of God, remains a priest continually. (Hebrews 7:1-3)*

 	<p>(Above)  Melchizedek  Friendship  Home  Sacred Heart  Silver Violet Light  Seventh Chakra Above the Head</p> <hr/> <p>(Below)  Spirit of God  Violet Ray  The Elohim  Endocrine System  Crown Chakra  Pineal</p>
--	---

*Drawing the Symbols of Melchizedek*



# The Spirit of God



*Yeshua said, The God I speak about is everywhere; he cannot be compassed with walls, nor hedged about with bounds of any kind. All people worship God, the One; but all the people see him not alike. This universal God is wisdom, will and Love. All men see not the Triune God. One sees him as the God of might; another as the God of thought; another as the God of Love. A man's ideal is his God, and so, as man unfolds, his God unfolds. Man's God today, tomorrow is not God.*

*The nations of earth see God from different points of view, and so he does not seem the same to everyone. Man names the part of God he sees, and this to him is all of God; and every nation sees a part of God, and every nation has a name for God. You Brahmins call him Parabrahm; in Egypt he is Thoith; and Zeus is his name in Greece; Jehovah is his Hebrew name; but everywhere he is the causeless Cause, the rootless Root from which all things have grown.*

*When men become afraid of God, and take him for a foe, they dress up other men in fancy garbs and call them priests. And charge them to restrain the wrath of God by prayers; and when they fail to win his favor by their prayers, to buy him off with sacrifice of animal, or bird.*

*When man sees God as one with him, as Father-God, he needs no middle man, no priest to intercede; He goes straight up to him and says, My Father-God! and then he lays his hand in God's own hand, and all is well. And this is God. You are, each one, a priest, just for yourself; and sacrifice of blood God does not want. Just give your life in sacrificial service to all of life, and God is pleased. (Aquarian Gospel Ch. 28:12-25)*

*Look unto me, and be ye saved, all the ends of the earth: for I am God, and there is none else. (Bible- Is. 45:22)*

*As soon as Yeshua was baptized, he went up out of the water. At that moment heaven was opened, and he saw the Spirit of God descending like a dove and lighting on him. And a voice from heaven said, "This is my Son, whom I Love; with him I am well pleased." (Matthew 3:16-17)*

*Remember the former things of old: for I am God, and there is none else; I am God, and there is none like me. (Bible- Is. 46:9)*

*Yeshua answered, "I tell you the truth, no one can enter the kingdom of God unless he is born of water and the Spirit. Flesh gives birth to flesh, but the Spirit gives birth to spirit. You should not be surprised at my saying, 'You must be born again.' The wind blows wherever it pleases. You hear its sound, but you cannot tell where it comes from or where it is going. So it is with everyone born of the Spirit."*

*How can this be?" Nicodemus asked. You are Israel's teacher," said Yeshua, "and do you not understand these things? I tell you the truth, we speak of what we know, and we testify to what we have seen, but still you people do not accept our testimony. I have spoken to you of earthly things and you do not believe; how then will you believe if I speak of heavenly things? (Bible- John ch. 3:5-12)*

*And Miriam said: "My soul glorifies the Lord and my spirit rejoices in God my Savior (Bible- Luke 1:46-47)*

*Yeshua declared, "Believe me, woman, a time is coming when you will worship the Father neither on this mountain nor in Jerusalem. You Samaritans worship what you do not know; we worship what we do know, for salvation is from the Jews. Yet a time is coming and has now come when the true worshipers will worship the Father in Spirit and truth, for they are the kind of worshipers the Father seeks. God is Spirit, and his worshipers must worship in Spirit and in truth." The woman said, "I know that*

*Messiah" (called Christ) "is coming. When he comes, he will explain everything to us." Then Jesus declared, "I who speak to you am he." (Bible- John 4:21-26)*

*Behold, I come quickly: hold that fast which thou hast, that no man take thy crown. Him that overcometh will I make a pillar in the temple of my God, and he shall go no more out: and I will write upon him the name of my God, and the name of the city of my God, which is new Jerusalem, which cometh down out of heaven from my God: and I will write upon him my new name. (Jesus-Revelation ch. 3:11-12)*

## *Teaching Classes in Ascension Reiki*

Not everyone is guided to teach classes. Many people share Ascension Reiki by attuning others and letting them learn on their own by reading, studying and practicing Reiki. If you do choose to teach classes in Ascension Reiki it is up to you to intuitively arrange the 10 Degrees of Ascension Reiki into a class Schedule. You may want to teach separate classes in each degree or combine several degrees into one class.

Be sure to Arrange the degree lessons into a class format that allows enough time for you to cover the material in the number of degrees you are presenting in that class. And also Give enough time for practice and discussion. It is your class. Trust your intuition, and your inner guidance.

No matter how you arrange the 10 Degrees of Ascension Reiki into classes it is most important to *Attune your student or students in all 10 Degrees of Ascension Reiki in their first class.* The Attunements open the student in Ascension Reiki so they can absorb and learn the information in each Degree.

Each class you teach will open to the energy level of the Degrees presented, discussed and practiced.

# *The Attunement Procedure of Ascension Reiki*

## *Subtle Anatomy*

The Attunements of Ascension Reiki attunes Our Total Subtle Anatomy and its Ten Aspects in All Four Fields of Reiki. The Attunement Process of Ascension Reiki comes from Malchi-Tzedek (Melchizedek) the Sacred Heart of Our One Creator.

## *The Attunements of Ascension Reiki*

The Attunements of Ascension Reiki are very easy and simple. The Attunements are done through a direct connection with Melchizedek, The Ascended Masters of the Elohim (Godhead) and Our One Creator.

## *Prerequisites*

A student must be attuned to the Master Level of Usui Reiki Ryoho before being attuned in The Ten Degrees of Ascension Reiki. If a student chooses to receive The Four Degree Attunements of Usui Reiki Ryoho and the 10 Degree Attunements of Ascension Reiki in One Attunement Session then the Teacher should use The Five Level Attunement Method in the "Attunements of Ascension Reiki Part 2", at the end of this Chapter.

## *Attunement Procedure*

The Attunement Procedure of Ascension Reiki is a very easy and straightforward. A simple Prayer of Faith is said by the Reiki Master/Teacher and the Attunements are given to the student by Our One Creator. The Teacher and student need not believe in anything in particular for the Attunements to be given and received. All that is necessary is for the Teacher and Student to have the little bit of Faith to follow the Attunement Procedure and the Attunement will be given to the student.

The use of symbols in this Method of Attunement is optional. This Attunement Method can be used by any Reiki Master/Teacher regardless of the Attunement Method in which they were attuned to the Master/Teacher Level of Ascension Reiki. Our One Creator will honor your intent and your Faith in passing attunements. Your students will be attuned whether they are in the same room with you or in distant place in another part of the world.

## *Preparation for the Student*

Begin your day with ease, and continue in your easy, calm and peaceful way. Think about and be thankful for the precious gift of the Attunements you are receiving. You may choose to pray, meditate, and dedicate the receiving of your attunements to be in Love and service for your family, your friends, all humanity and yourself. Feel and perceive the energy coming to you in the here and now as you prepare for and receive your attunement. Now is a very personal time of preparation. Prepare The Way with Ease and Peace. At the appointed time of here and now, sit in a comfortable, quiet place and receive your attunements.

The attunements take about an hour. At the appointed time sit in a comfortable, quiet place and be open to receive the attunements.

## *The Attunement*

Your Reiki Teacher holds you in Her/His thoughts and prayers and An Attunement Link with Our One Creator is opened and established with you. Our One Creator attunes your whole being in the Love and Light of Reiki. Receive and Experience your Attunements with ease.

Through The Attunement Link with Our One Creator, you receive your attunements. Our One Creator opens and establishes a permanent conscious connection with you. Through the Attunement Link with Our One Creator, Permanent Attunements in Reiki are given to you. A permanent conscious connection with the Love and Light of Reiki and Our One Creator is opened within you.

## *Preparation for the Teacher*

Begin your day with ease and continue in your easy, calm, peaceful way. Think about and be thankful for the precious gift of the Attunements you are to share. You may choose to pray, meditate, and dedicate the sharing of the attunement to be of service to your student, to family, friends, all humanity and yourself. Feel and perceive the energy coming to you as you prepare for and give the attunement. If you have not memorized the Attunement Procedure you can read it out loud to your student.

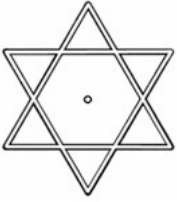
### **Choose a quiet place for the attunement.**

The attunement process need not be memorized but can be read aloud.

Note: There are a few choices in the way you do the attunement. Choose a method that feels most appropriate for you and the student.

- You and the student can sit in comfortable chairs facing each other. You read and follow the attunement procedure for each attunement.
- Teacher and student face each other as they sit on mats or cushions on the floor in a more meditative posture. The teacher reads and follows the attunement procedure for each attunement.
- The student should be seated in a comfortable chair. The Teacher stands and places their right hand on the left shoulder of the student as they read and follow the Attunement Procedure for each Attunement.

## The Attunements of Ascension Reiki



*The Teacher Draws the Star of Melchizedek symbol in the air and sends it into the student. (Optional but recommended)*

Read to the student. ....

*Archangels of the Four Directions we thank you for opening to us the Inner Pathway of Our Mother's Wisdom in the Mode of OM.*

*Melchizedek, we thank You for opening the Inner Pathways of our Total Subtle Anatomy.*

*Melchizedek, through our Faith in You, We pray that You open and establish Your Attunement Link with us.*

...Pause...for the link to be established

*Melchizedek, we thank You for opening and establishing Your Attunement Link with us. We pray that You also establish a permanent connection with Students Name. Melchizedek, through our Faith in You, We pray You give, here and now, to \_\_\_\_\_ The Tenfold Nature of Divine Love and the Ten Degree Attunements of Ascension Reiki.*

*\_\_\_\_\_ take a few minutes to receive and experience the Attunement Energies in and through your whole being.*

...Pause... for attunement energies to be given to the student... Wait for a feeling of Completion..... Continue when you are ready.

*Melchizedek,*

*We acknowledge and we thank You for Your full attunement and activation of the Ten Degrees of Ascension Reiki in and through \_\_\_\_\_'s whole being.*

*We thank You for opening and establishing Your permanent attunement and conscious connection with You and for opening and establishing a permanent conscious connection in and through You with Our One Creator. We thank You for Your continual Presence, Guidance, Blessing, Anointing and Love in our Healing Attunement and in our lives.*

*We thank You for your continual Healing, Peace, Abundance, Joy, Love and Happiness on our path of Reiki and in our Lives.*

The Teacher then bows to the student and says: "Namaste"

Then the Student bows and says: "Namaste"



*The Attunements of Ascension Reiki Part 2*



*Use the following Attunement Procedure for the student who chooses to receive the Four Degree Attunements of Reiki Ryoho and the Ten Degree Attunements of Ascension Reiki in one attunement session.*

## The Attunement of the Reiki Field of Healing



The Teacher stands in front of the Student, facing the student who is sitting in a chair.

*The Teacher Draws the Cho-Ku-Rei symbol in the air and sends it into the student.  
(Optional but recommended)*

Read the Following Attunement Procedures to your student....

*Melchizedek, Our One Creator, Ascended Masters of the Elohim, Arch Angels,  
We thank you for your Presence, Your Guidance, Your Blessing, Your Anointing and Your Love in Your  
Healing Attunements.*

*Sophie and Uriel Archangels of Miriam and Yeshua we thank you for opening to us the East Gate of our  
Heavenly Home in the Mode of Innocence.*

*Miriam and Yeshua (Mother Mary & Jesus) through our Faith in You, We pray You open and establish Your  
Attunement Link with us.*

...Pause...for the link to be established.....Read to the student.....

*Miriam and Yeshua, we thank You for opening and establishing Your Attunement Link with us. We pray  
You also open and establish Your permanent conscious connection with Students Name. Miriam and  
Yeshua, through our Faith in You, We pray you give, here and now, to \_\_\_\_\_ The Attunement  
of Shoden and The Reiki Field of Healing. Sanctify us as we remember Home.*

*\_\_\_\_\_ take a few moments to receive and experience the Attunement Energies in and  
through your whole being.*

...Pause.... Wait for a feeling of Completion. .... . Continue when you are ready.

*Miriam and Yeshua,*

*We acknowledge and we thank You for Your full attunement and activation of Shoden and The Reiki  
Field Healing in and through \_\_\_\_\_'s whole being.*

*We thank You for opening and establishing our permanent attunement and conscious connection with  
You and for opening and establishing our permanent conscious connection in and through You with  
Our One Creator:*

*We thank You for Your continual Presence, Guidance, Blessing, Anointing and Love in our Healing  
Attunement and in our lives.*

*We thank You for Your continual Healing, Peace, Abundance, Joy, Love and Happiness on our path of  
Reiki and in our Lives.*

Pause for a few moments in silence.....then continue

## The Attunement of the Reiki Field of Enlightenment



*The Teacher Draws the Hon-Sha-Ze-Sho-Nen symbol in the air and sends it into the student.  
(Optional but recommended)*

Read to the student. . . . .

*Hosanna and Gabriel Archangels of Yasodhara and Buddha we thank you for opening to us the South Gate of our Heavenly Home in the Mode of Purity.*

*Yasodhara and Buddha, through our Faith in You, We pray you open and establish Your Attunement Link with us.*

. . . Pause . . . for the link to be established

Read to the student. . . . .

*Yasodhara and Buddha, we thank You for opening and establishing Your Attunement Link with us. We pray that You also establish a permanent conscious connection with Students Name. Yasodhara and Buddha, through our Faith in You, We pray You give, here and now, to \_\_\_\_\_ The Attunement of Okuden and The Reiki Field of Enlightenment. Deliver us as we remember Home.*

*\_\_\_\_\_ take a few minutes to receive and experience the Attunement Energies in and through your whole being.*

. . . Pause . . . for attunement energies to be given to the student. . . . Wait for a feeling of Completion. . . .  
Continue when you are ready.

*Yasodhara and Buddha,*

*We acknowledge and we thank You for Your full attunement and activation of Okuden and The Reiki Field of Enlightenment in and through \_\_\_\_\_'s whole being.*

*We thank You for opening and establishing our permanent attunement and conscious connection with You and for opening and establishing our permanent conscious connection in and through You with Our One Creator. We thank You for Your continual Presence, Guidance, Blessing, Anointing and Love in our Healing Attunement and in our lives.*

*We thank You for Your continual Healing, Peace, Abundance, Joy, Love and Happiness on our path of Reiki and in our Lives.*

Pause for a few moments in silence. . . . . then continue

## The Attunement of the Reiki Field of Service



*The Teacher Draws the Sei-Hei-Ki symbol in the air and sends it into the student.  
(Optional but recommended)*

Read to the student. . . .

*Charity and Raphael Archangels of Uma and Brahman we thank you for opening to us the West Gate of our Heavenly Home in the Mode of Love.*

*Uma and Brahman, through our Faith in You, We pray You open and establish Your Attunement Link with us.*

. . . Pause . . . for the link to be established

*Uma and Brahman we thank you for opening and establishing Your Attunement Link with us. We pray You also open and establish a permanent conscious connection with Students Name. Uma and Brahman, through our Faith in You, We pray You give, here and now, to \_\_\_\_\_ The Attunement of Shinpiden and the Reiki Field of Service. Redeem us as we remember Home. \_\_\_\_\_ take a few minutes to receive and experience the Attunement Energies in and through your whole being.*

. . . Pause . . . for attunement energies to be given to the student. . . . Wait for a feeling of Completion. . . . Be patient. Continue when you are ready.

*Uma and Brahman,  
We acknowledge and we thank You for Your full attunement and activation of Shinpiden and the Reiki Field of Service in and through \_\_\_\_\_'s whole being.  
We thank You for opening and establishing our permanent attunement and connection with You and for opening and establishing our permanent conscious connection in and through You with Our One Creator. We thank You for Your continual Presence, Guidance, Blessing, Anointing and Love our Healing Attunement and in our lives.  
We thank You for Your continual Healing, Peace, Abundance, Joy, Love and Happiness on our path of Reiki and in our Lives.*

Pause for a few moments in silence. . . . . then continue

## The Attunement of the Reiki Field of Grace



*The Teacher Draws the Dai-Ko-Myo symbol in the air and sends it into the student.  
(Optional but recommended)*

Read to the student. . . .

*Claireaze and Michael Archangels of Radbarani and Krishna we thank you for opening to us the North Gate of our Heavenly Home through the Mode of Wisdom.*

*Radbarani and Krishna, through our Faith in You, We pray You open and establish Your Attunement Link with us.*

. . . Pause . . . for the link to be established

*Radbarani and Krishna we thank You for opening and establishing Your Attunement Link with us. We pray You also establish a permanent conscious connection with Students Name. Radbarani and Krishna, through our Faith in You, We pray You give, here and now, to \_\_\_\_\_ The Attunement of Shiban and the Reiki Field of Grace.*

*\_\_\_\_\_ take a few minutes to receive and experience the Attunement Energies in and through your whole being.*

. . . Pause . . . for attunement energies to be given to the student . . . Wait for a feeling of Completion . . . . Continue when you are ready.

*Radbarani and Krishna,*

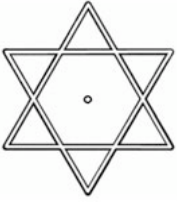
*We acknowledge and we thank You for Your full attunement and activation of Shiban and The Reiki Field of Grace in and through \_\_\_\_\_'s whole being.*

*We thank You for opening establishing Your permanent attunement and conscious connection with You and for opening establishing our permanent conscious connection in and through You with Our One Creator. We thank You for Your continual Presence, Guidance, Blessing, Anointing and Love in our Healing Attunement and in our lives.*

*We thank You for Your continual Healing, Peace, Abundance, Joy, Love and Happiness on our path of Reiki and in our Lives.*

Pause for a few moments in silence . . . . . then continue

## The Attunements of Ascension Reiki



The Teacher stands in front of the Student, facing the student who is sitting in a chair.

*The Teacher Draws the Star of Melchizedek symbol in the air and sends it into the student. (Optional but recommended)*

Read to the student. ....

*Archangels of the Four Directions we thank you for opening to us the Inner Pathway of Our Mother's Wisdom in the Mode of OM.*

*Melchizedek, we thank You for opening the Inner Pathways of our Total Subtle Anatomy.*

*Melchizedek, through our Faith in You, We pray that You open and establish Your Attunement Link with us.*

...Pause...for the link to be established

*Melchizedek, we thank You for opening and establishing Your Attunement Link with us. We pray that You also establish a permanent connection with Students Name. Melchizedek, through our Faith in You, We pray You give, here and now, to \_\_\_\_\_ The Tenfold Nature of Divine Love and the Ten Degree Attunements of Ascension Reiki.*

*\_\_\_\_\_ take a few minutes to receive and experience the Attunement Energies in and through your whole being.*

...Pause... for attunement energies to be given to the student... Wait for a feeling of Completion.... Continue when you are ready.

*Melchizedek,*

*We acknowledge and we thank You for Your full attunement and activation of the Ten Degrees of Ascension Reiki in and through \_\_\_\_\_'s whole being.*

*We thank You for opening and establishing Your permanent attunement and conscious connection with You and for opening and establishing a permanent conscious connection in and through You with Our One Creator. We thank You for Your continual Presence, Guidance, Blessing, Anointing and Love in our Healing Attunement and in our lives.*

*We thank You for your continual Healing, Peace, Abundance, Joy, Love and Happiness on our path of Reiki and in our Lives.*

The Teacher then bows to the student and says: "Namaste"

Then the Student bows and says: "Namaste"

## *Distant Attunement Procedure*

The attunement procedure for a distant attunement is basically the same as for attuning the student sitting in the room with you. Use the same method you would use if they are there in the room with you. Through your Faith, Read the attunement procedure at the appointed attunement time. Our One Creator, The Ascended Masters of the Elohim and the Archangels will do the rest.